



# AEROSPACE

(including aeronautical, defense and space)

## MAIN FIGURES IN SPAIN (2015)

**VOLUME** 9.7 BILLION EUROS

**EMPLOYMENT** 54,448 EMPLOYEES

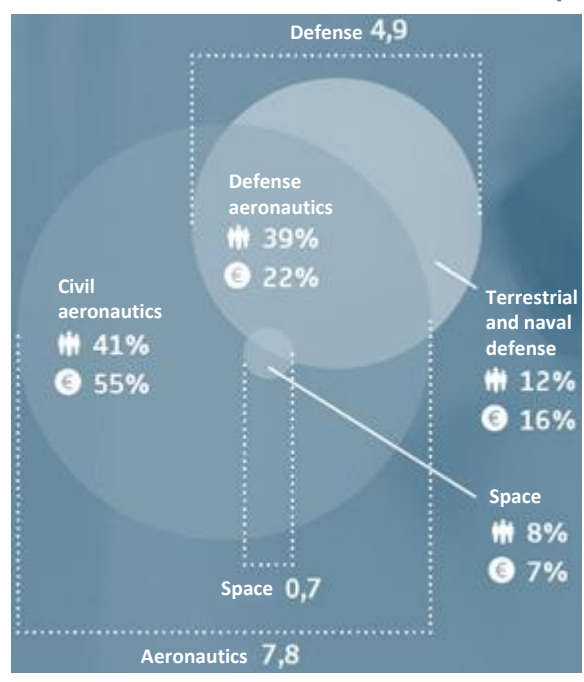
**R&D** 10% of revenue reinvested in R&D

**PRODUCTIVITY** 3 TIMES more productive than spanish average

**EXPORTS** 83% OF TOTAL REVENUE

## REVENUE & EMPLOYMENT BY SUBSECTOR (2015)

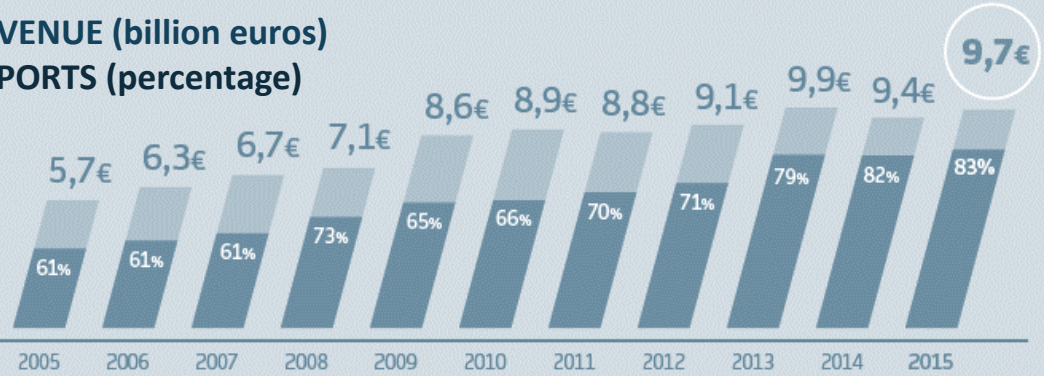
TEDAE



## REVENUE & EXPORTS



## REVENUE (billion euros) EXPORTS (percentage)



TEDAE



# AERONAUTICS

## MAIN FIGURES IN SPAIN (2015)



VOLUME

**7.8** BILLION EUROS (including civil & defense)



EMPLOYMENT

**42,127**  
EMPLOYEES



R&D

**11%**  
of revenue reinvested in R&D



PRODUCTIVITY

**2.5** TIMES  
more productive than spanish average

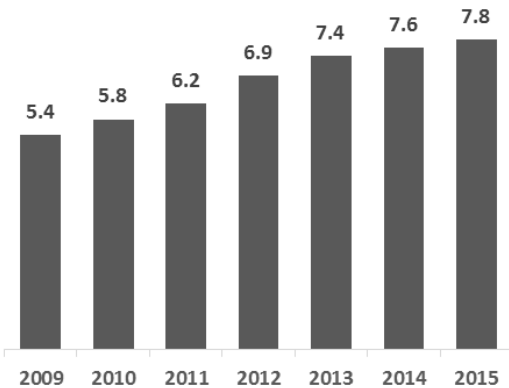


EXPORTS

**84%**  
OF TOTAL REVENUE

TEDAE

## REVENUE IN BILLION EUROS



The net revenue of the aeronautical industry is **3.8 times** that of 2002

## GEOGRAPHICAL DISTRIBUTION



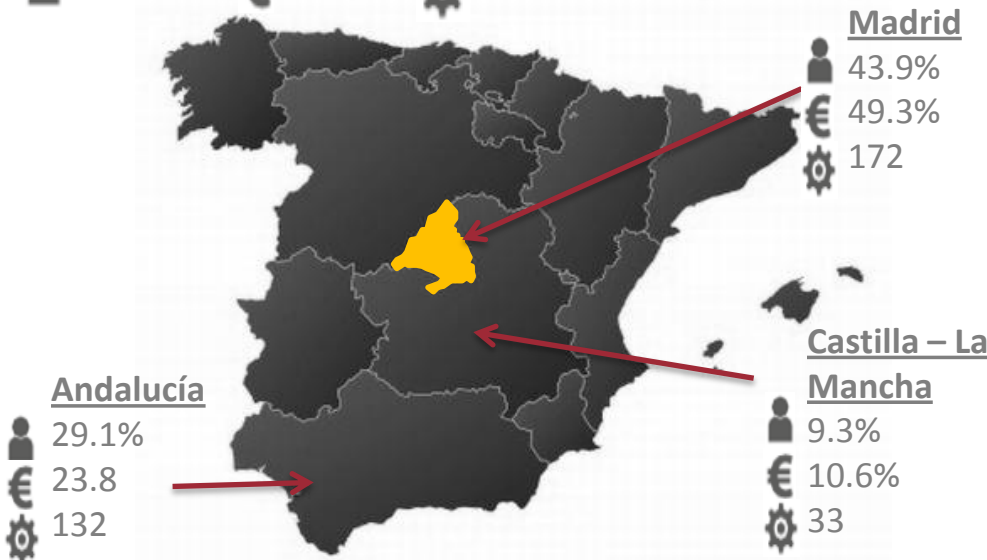
Employment



Turnover



No. of production facilities



MAIN FOREIGN COMPANIES IN MADRID





# DEFENSE

## MAIN FIGURES IN SPAIN (2015)



VOLUME

**4.9** BILLION EUROS (including terrestrial, naval & aerial)



EMPLOYMENT

**20,801**  
EMPLOYEES



R&D

**10%**  
of revenue reinvested in R&D



PRODUCTIVITY

**3.4** TIMES  
more productive than spanish average

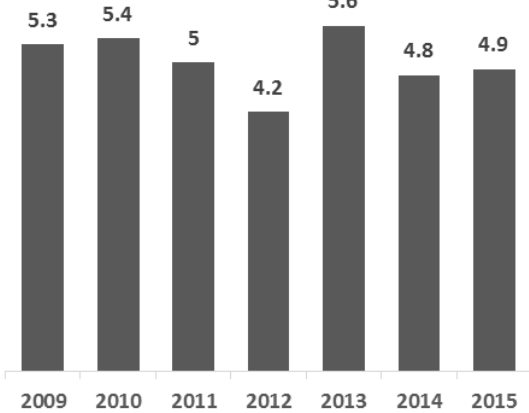


EXPORTS

**67%**  
OF TOTAL REVENUE

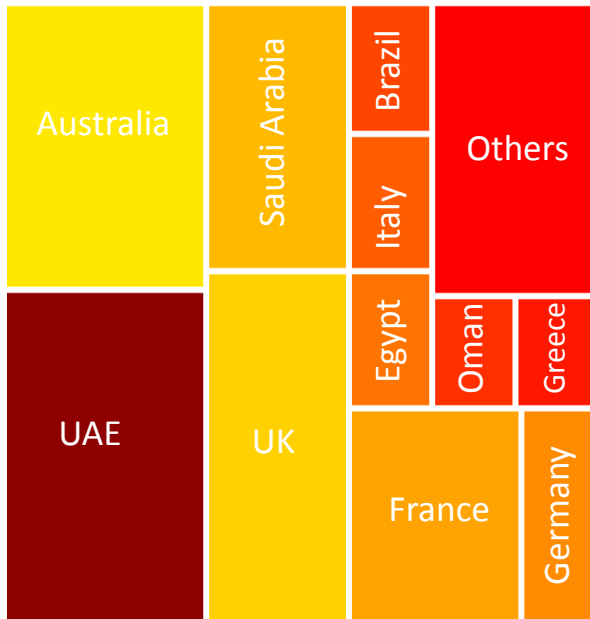
TEDAE

## REVENUE IN BILLION EUROS



Each euro invested in defense generates **2.5 €** in economic activity

## EXPORTS



Countries	%
UAE	18,5
Australia	15,6
United Kingdom	14
Saudi Arabia	10,4
France	10,3
Germany	4,3
Egypt	3,2
Italy	3
Brazil	2,9
Oman	2,5
Greece	2,5
Others	12,8

## MAIN FOREIGN COMPANIES IN MADRID





# SPACE

## MAIN FIGURES IN SPAIN (2015)



VOLUME

**0.75** BILLION EUROS



EMPLOYMENT

**3,463**  
EMPLOYEES



R&D

**12%**  
of revenue reinvested in R&D



PRODUCTIVITY

**3** TIMES  
more productive than spanish average

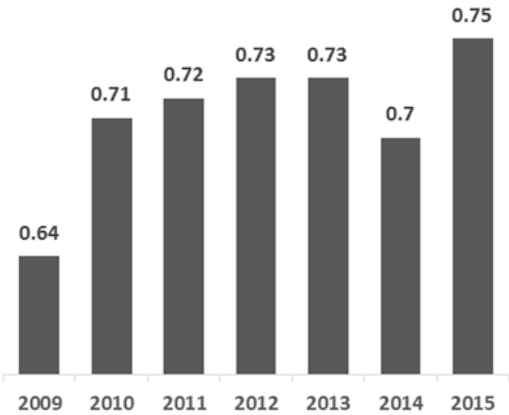


EXPORTS

**80%**  
OF TOTAL REVENUE

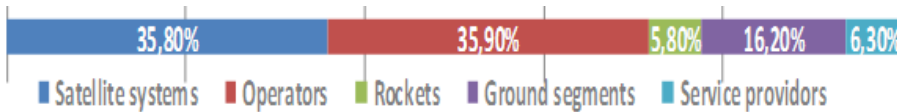
TEDAE

## REVENUE IN BILLION EUROS



The net revenue of the space industry is **2 times** that of 2005

## PRODUCTS % of revenue in 2015



## GEOGRAPHICAL DISTRIBUTION

### MADRID REGION

- Alter Technology
- Arquimea
- Crisa
- Elecnor Deimos
- Airbus,
- Iberespacio
- GMV
- Hidesat



MAIN FOREIGN COMPANIES IN MADRID

